

EAGLESON PROPERTIES LTD.

INCOME STATEMENT

For the 11 Months Ending MAY 31, 2022

709 - Strata Plan VR 1607

YEAR END JUNE 2021/22

	Current Actual	YTD Actual	YTD BUDGET	VARIANCE	ANNUAL BUDGET
	MAY. 2022	JULY-MAY 2022	11 MONTHS		
INCOME					
Income - Strata Fees	4,112.93	45,242.23	45,242.08	0.15	49,355.00
Bylaw Violations	-	-	-	-	-
Other Income*****	-	130.00	-	130.00	-
Income - Bank Interest	-	-	-	-	-
Income - Surplus from Operating Fund	1,320.11	14,521.21	14,521.21	-	15,841.32
TOTAL INCOME	5,433.04	59,893.44	59,763.29	130.15	65,196.32
EXPENSES					
UTILITIES					
Utilities - Gas	308.58	2,854.51	916.67	1,937.84	1,000.00
Utilities - Electricity	82.00	969.93	2,291.67	1,321.74	2,500.00
Utilities - Water & Sewer	-	2,128.28	2,108.33	19.95	2,300.00
Utilities - Fireline	515.00	515.00	-	515.00	-
Utilities - Street Cleaning	154.00	154.00	-	154.00	-
TOTAL UTILITIES	1,059.58	6,621.72	5,316.67	1,305.05	5,800.00
CONTRACTS					
Contracts - Garbage*****	388.67	4,112.22	4,766.67	654.45	5,200.00
Contracts - Landscaping	877.00	1,736.46	1,558.33	178.13	1,700.00
Caretaker	-	200.88	458.33	257.45	500.00
TOTAL CONTRACTS	1,265.67	6,049.56	6,783.33	733.77	7,400.00
REPAIRS & MAINTENANCE					
R&M - Building Repairs	-	11,434.65	1,833.33	9,601.32	2,000.00
R&M - Chimney Cleaning	-	-	-	-	-
R&M - Snow Removal	-	-	-	-	-
R&M - Plumbing	-	-	-	-	-
R&M - Gutter & Vent	-	-	-	-	-
R&M - Tree Trimming	-	-	-	-	-
R&M - Locksmithing	-	-	-	-	-
Window Replacement	-	-	-	-	-
R&M - Fire Prevention	325.50	325.50	458.33	132.83	500.00
TOTAL REPAIRS & MAINTENANCE	325.50	11,760.15	2,291.67	9,468.48	2,500.00
PROFESSIONAL FEES					
Admin - Management Fee	210.00	2,310.00	2,310.00	-	2,520.00
Admin - Management Fee (unscheduled)	-	-	-	-	-
Admin - Legal and Accounting	-	-	-	-	-
TOTAL PROFESSIONAL FEES	210.00	2,310.00	2,310.00	-	2,520.00
GENERAL EXPENSES					
G&A - Bank charges	-	8.00	-	8.00	-
G&A - Photocopy & Postage	-	-	45.83	45.83	50.00
G&A - Administration	-	-	-	-	-
G&A - Insurance Appraisal	67.81	745.91	745.91	-	813.72
G&A - Insurance	1,020.50	11,466.75	13,750.00	2,283.25	15,000.00
G&A - Insurance - Worksafe BC	-	-	-	-	-
TOTAL GENERAL EXPENSES	1,088.31	12,220.66	14,541.74	2,321.08	15,863.72
CONTINGENCY	1,340.41	14,744.58	14,744.58	0.00	16,085.00
TOTAL EXPENSES	5,289.47	53,706.67	45,987.99	7,718.68	50,168.72
NET INCOME <LOSS>	143.57	6,186.77	-	-	-

Handwritten signature

SUCCESSOR *Handwritten signature*
SK

EAGLESON PROPERTIES LTD.
BALANCE SHEET
For the 11 Months Ending MAY 31, 2022
709 - Strata Plan VR 1607
YEAR END JUNE 2021/22

YTD Actual

ASSETS:

Bank - Vancity SHARES	\$	730.81
Bank - Operating Account	\$	8,314.69
Bank - Contingency Reserve Fund	\$	90,169.21
Bank - Vancity Membership Fee	-\$	5.00
Accounts Receivable	\$	1,919.69
Prepaid Insurance	\$	6,123.00
Prepaid Insurance Appraisal	\$	406.89
Total Current Assets	\$	<u>107,659.29</u>
TOTAL ASSETS	\$	<u>107,659.29</u>

LIABILITIES:

Accounts Payable	\$	669.00
TOTAL LIABILITIES	\$	<u>669.00</u>

EQUITY

Retained Earnings	\$	100,803.52
Current Year Income	\$	6,186.77
TOTAL EQUITY	\$	<u>106,990.29</u>
TOTAL LIABILITIES & EQUITY	\$	<u>107,659.29</u>



Succeed Karami, SA SK

Monthly A/R Summary

Unit	Tenant	Opening Balance	Charge Description	Charge Amount	Payment Received	Current Balance
1	Grant and Kim Ewing	(\$679.93)	Strata Fees for PID# 709	\$679.93		
			*** Total ***	\$679.93	(\$679.93)	(\$679.93)
01	Patricia Vanderflaes	\$0.00	Strata Fees for PID# 709	\$536.79		
			*** Total ***	\$536.79	(\$536.79)	\$0.00
001	Tessie Lowe	\$0.00	Strata Fees for PID# 709	\$559.83		
			*** Total ***	\$559.83	(\$1,119.66)	(\$559.83)
0001	Noriko Horiguchi	\$0.00	Strata Fees for PID# 709	\$559.83		
			*** Total ***	\$559.83	(\$559.83)	\$0.00
00001	Jerry Thomas	\$0.00	Strata Fees for PID# 709	\$559.83		
			*** Total ***	\$559.83	(\$559.83)	\$0.00
000001	Nancy Holme	\$0.00	Strata Fees for PID# 709	\$536.79		
			*** Total ***	\$536.79	(\$536.79)	\$0.00
0000001	Peggy Smyth	(\$1,359.86)	Strata Fees for PID# 709	\$679.93		
			*** Total ***	\$679.93	\$0.00	(\$679.93)
		(\$2,039.79)		\$4,112.93	(\$3,992.83)	(\$1,919.69)

** Totals for Building:



Revenue Services, Utility Billing
 PO Box 7747
 Vancouver, BC V6B 8R1



UTILITY BILL

543

ACCT NUMBER: 5073029
ACCESS CODE: 189908
DUE DATE: Jul 5, 2022

BILLING PERIOD: Jan 1, 2022
TO: Dec 31, 2022
BILLING DATE: May 19, 2022



NAME: OWNERS STRATA PLAN VAS1607
FOR SERVICE AT: 1255 7TH AVE W
ACCOUNT TYPE: RESIDENTIAL

FOLIO: COMPLEX

ROUTE:

DATE	DESCRIPTION	AMOUNT
	PREVIOUS BILL AMOUNT	657.00
Jun 22, 2021	PAYMENT	-657.00
May 19, 2022	U ANNUAL FIRELINE- (100MM) (Jan 1 to Dec 31)	515.00
May 19, 2022	U STREET CLEANING (Jan 1 to Dec 31)	154.00
		1 Unit
		7 Units
	AMOUNT NOW DUE:	669.00
	AMOUNT DUE AFTER Jul 05, 2022:	702.45

A 5% PENALTY WILL APPLY TO OUTSTANDING AMOUNTS AFTER THE DUE DATE

Amounts in arrears at the end of each calendar year will be transferred to the Property Tax Roll and will be subject to interest charges.

Current account balances are viewable without registration at vancouver.ca/propertyinquiry. Go paperless by signing up for electronic billing: vancouver.ca/property-services

Know your bank's transaction cut off time for online or bank payments. Transactions made on or after your bank's cut off time will be processed the next business day and will be subject to lost discount.

Handwritten signature

UTILITY BILL

BILLING DATE: May 19, 2022

DETACH THIS PORTION AND RETURN WITH YOUR PAYMENT

Selected General Ledger Detail

Description

Building: 709 : 1251-1263 W 7th Avenue
709.1030.452

Bank - VanCity Operating Account

Description	Batch #	Processed	Type	Src	Reference	Post Date	Debit	Credit
Eagleson Properties Limited.	26783	09-Feb-2022	CW	A/P	C# 90			
Tessie Lowe	27903	05-May-2022	RRg	A/R	DCR# 120	01-May-2022		1,309.75
Eagleson Properties Limited.	27986	05-May-2022	VC	A/P	VC C# 90 01May22	01-May-2022	559.83	
Jerry Thomas	27848	05-May-2022	RRg	A/R	DCR# 121	01-May-2022	1,309.75	
Patricia Vanderflaes	27848	05-May-2022	RRg	A/R	DCR# 121	02-May-2022	559.83	
Nancy Holme	27891	05-May-2022	RRg	A/R	DCR# 116	02-May-2022	536.79	
Noriko Horiguchi	27891	05-May-2022	RRg	A/R	DCR# 116	02-May-2022	536.79	
REALLOCATION : Transfer form OperatingA/c to CRF A/c - May 2022	27996	05-May-2022	NJE	J/E	DCR# 116	02-May-2022	559.83	
Ace Fire Prevention Ltd.	28055	10-May-2022	CW	A/P	C# 112	05-May-2022	1,340.42	
BC Hydro	28055	10-May-2022	CW	A/P	C# 113	10-May-2022	325.50	
Eagleson Properties Limited.	28055	10-May-2022	CW	A/P	C# 114	10-May-2022	82.00	
FortisBC - Natural Gas	28055	10-May-2022	CW	A/P	C# 115	10-May-2022	210.00	
Greyrock Property Grooming Ltd.	28055	10-May-2022	CW	A/P	C# 116	10-May-2022	308.58	
Greyrock Property Grooming Ltd.	28055	10-May-2022	CW	A/P	C# 116	10-May-2022	643.25	
Waste Connections of Canada Inc.	28055	10-May-2022	CW	A/P	C# 117	10-May-2022	233.75	
Grant and Kim Ewing	28284	27-May-2022	CW	A/R	DCR# 122	27-May-2022	679.93	
Tessie Lowe	28283	31-May-2022	RRg	A/R	DCR# 123	28-May-2022	559.83	
Beginning Balance:							7,854.03	
Transaction Totals:							5,302.58	4,841.92
Ending Balance:							8,314.69	
Beginning Balance:							7,854.03	
Transaction Debit / Credit Amounts:							5,302.58	4,841.92
Ending Balance:							8,314.69	

Building Totals



709

JUNE 01, 2022

My relationship number(s)
91268349

VANAS11000_4962064 E D 16300 33383
EAGLESON PROPERTIES ITF
STRATA CORP VR1607
201-2940 MAIN STREET
VANCOUVER BC V5T 3G3

My branch
DOWNTOWN
898 WEST PENDER ST.
VANCOUVER BC V6C 1J8
T 604 877 7000 TOLL-FREE 1 888 VANCITY
vancity.com

My accounts

STATEMENT PERIOD: 01 MAY 2022 to 31 MAY 2022




DAILY BANKING

ACCOUNT SUMMARY	OPENING BALANCE ON 01 MAY 2022	TOTAL WITHDRAWALS	TOTAL DEPOSITS	CLOSING BALANCE ON 31 MAY 2022
INDEPENDENT BUSINESS ACCOUNT #100084835930	7,854.03	3,532.17	3,992.83	8,314.69
TOTAL NUMBER OF CHEQUES 6				

INDEPENDENT BUSINESS ACCOUNT #100084835930

DATE	DESCRIPTION	WITHDRAWALS	DEPOSITS	BALANCE
	OPENING BALANCE			7,854.03
01 MAY	ETRANSFER CREDIT (MELANIETERESELOWE)		559.83	8,413.86
02 MAY	ETRANSFER CREDIT (PATRICIAVANDERFLAES)		536.79	8,950.65
02 MAY	ETRANSFER CREDIT (JEROMETHOMAS)		559.83	9,510.48
02 MAY	CHEQUE DEPOSIT-BRANCH (NORIKO HORIGUCHI)		559.83	10,070.31
02 MAY	CHEQUE DEPOSIT-BRANCH (NANCY HOLME)		536.79	10,607.10
05 MAY	FUNDS TRANSFER-ONLINE TO REL#91268601 (\$1,340.42) (CONTNGENCY MAY 2022)	1,340.42		9,266.68
21 MAY	CHEQUE CLEARED #116	877.00		8,389.68
21 MAY	CHEQUE CLEARED #112	325.50		8,064.18
25 MAY	CHEQUE CLEARED #114	210.00		7,854.18
25 MAY	CHEQUE CLEARED #115	308.58		7,545.60
27 MAY	CHEQUE CLEARED #113	82.00		7,463.60



INDEPENDENT BUSINESS ACCOUNT #100084835930 (CONT.)

DATE	DESCRIPTION	WITHDRAWALS	DEPOSITS	BALANCE
27 MAY	CHEQUE CLEARED #117	388.67		7,074.93
27 MAY	ETRANSFER CREDIT (GRANTEWING)		679.93	7,754.86
28 MAY	ETRANSFER CREDIT (MELANIETERESELOWE)		559.83	8,314.69

Please review your statement and report any errors or omissions to us within 30 days of the statement date. If we don't hear from you within 30 days, this statement will be considered correct.

CLEARED CHEQUES
INDEPENDENT BUSINESS ACCOUNT #100084835930

DATE CLEARED: 20 MAY
 CHEQUE # 112

\$325.50

EAGLESON PROPERTIES ITF STRATA CORP VR1607
 GENERAL TRUST ACCOUNT
 301-2840 MAIN STREET
 VANCOUVER BC V6T 3G3

DATE 2022-05-10
 Y Y Y Y M M D D

PAY TO the order of **ACE Fire Prevention Ltd.** \$ 325.50
 Three Hundred and Twenty Five

Vancity VANCOUVER CITY SAVINGS CREDIT UNION
 200 WEST PENDER STREET
 VANCOUVER, B.C. V6C 1K8

EAGLESON PROPERTIES ITF STRATA CORP VR1607
 GENERAL TRUST ACCOUNT

NE **100112** *16300*809* 100084835930*

DATE CLEARED: 20 MAY
 CHEQUE # 112

\$325.50

Printer ID# 1021

20220520
 KALRAM9
 9721 00569041
 3241128222 0000000076205000628

Endorsement - Signature or Stamp

BACKVERSO

DATE CLEARED: 20 MAY
 CHEQUE # 116

\$877.00

EAGLESON PROPERTIES ITF STRATA CORP VR1607
 GENERAL TRUST ACCOUNT
 301-2840 MAIN STREET
 VANCOUVER BC V6T 3G3

DATE 2022-05-10
 Y Y Y Y M M D D

PAY TO the order of **GREY ROCK Property Grouping Ltd.** \$ 877.00
 Eight Hundred and Seventy Seven

Vancity VANCOUVER CITY SAVINGS CREDIT UNION
 200 WEST PENDER STREET
 VANCOUVER, B.C. V6C 1K8

EAGLESON PROPERTIES ITF STRATA CORP VR1607
 GENERAL TRUST ACCOUNT

NE **1000116** *16300*809* 100084835930*

DATE CLEARED: 20 MAY
 CHEQUE # 116

\$877.00

Printer ID# 1021

Virtual Endorsement
 DSPACC: 1084649
 DSPTR: 05720-203
 CSID: 8221405047511702800
 TXND: 1
 SFANSES: 169,795,537
 FMSSES: 3
 CHANID: 003
 APPCD: 5900
 TRANSIT: 02800
 DSPCUR: CAD
 TEFDT: 20/05/23
 OPID: 94001465

Endorsement - Signature or Stamp

BACKVERSO

DATE CLEARED: 24 MAY
 CHEQUE # 114

\$210.00

EAGLESON PROPERTIES ITF STRATA CORP VR1607
 GENERAL TRUST ACCOUNT
 301-2840 MAIN STREET
 VANCOUVER BC V6T 3G3

DATE 2022-05-10
 Y Y Y Y M M D D

PAY TO the order of **Eagleson Properties Ltd.** \$ 210.00
 Two Hundred Ten

Vancity VANCOUVER CITY SAVINGS CREDIT UNION
 200 WEST PENDER STREET
 VANCOUVER, B.C. V6C 1K8

EAGLESON PROPERTIES ITF STRATA CORP VR1607
 GENERAL TRUST ACCOUNT

NE **1000114** *16300*809* 100084835930*

DATE CLEARED: 24 MAY
 CHEQUE # 114

\$210.00

Printer ID# 1021

For Deposit Only
 Eagleson Properties
 G&F General Account
 11800-809 100010715763

Endorsement - Signature or Stamp

BACKVERSO

CAPTURING BRANCH
 5/24/22 2:39 PM Pacific TZ
 Gull and Fraser Fishermans Credit Union
 11800-809
 Main Street Branch - Vancouver

DATE CLEARED: 24 MAY
 CHEQUE # 115

\$308.58

EAGLESON PROPERTIES ITF STRATA CORP VR1607
 GENERAL TRUST ACCOUNT
 301-2840 MAIN STREET
 VANCOUVER BC V6T 3G3

DATE 2022-05-10
 Y Y Y Y M M D D

PAY TO the order of **FortisBC - Natural Gas** \$ 308.58
 Three Hundred and Eight

Vancity VANCOUVER CITY SAVINGS CREDIT UNION
 200 WEST PENDER STREET
 VANCOUVER, B.C. V6C 1K8

EAGLESON PROPERTIES ITF STRATA CORP VR1607
 GENERAL TRUST ACCOUNT

NE **1000115** *16300*809* 100084835930*

DATE CLEARED: 24 MAY
 CHEQUE # 115

\$308.58

Printer ID# 1021

Endorsement - Signature or Stamp

BACKVERSO

TRCT: 800 SLB 18599
 20220524 001 001
 0000848347
 20220524 001 001
 8910119203
 0300856118
 0356892

INDEPENDENT BUSINESS ACCOUNT #100084835930 (CONT.)

DATE CLEARED: 26 MAY
CHEQUE # 113

\$82.00

EAGLESON PROPERTIES ITF STRATA CORP VR1607
GENERAL TRUST ACCOUNT
301-340 MAIN STREET
VANCOUVER BC V6T 3G3

DATE 2022-05-10
Y Y Y Y M M D D

PAY to the order of BC Hydro \$ 82.00
Eighty Two 00 DOLLARS

Vancity VANCOUVER CITY SAVINGS CREDIT UNION
300 WEST 4TH STREET BRANCH
VANCOUVER, B.C. V6C 1L1 TEL: 604.677.7000

EAGLESON PROPERTIES ITF STRATA CORP VR1607
GENERAL TRUST ACCOUNT

INVOICE # 331 466 001

#000113# #16300#809# 100084835930# #000008200#

DATE CLEARED: 26 MAY
CHEQUE # 113

\$82.00

Printer ID# 1021

Endorsement - Signature or Stamp

0331466001001
810-0208162610200 00040-001 1293-788
630083699 BACKVERSO

DATE CLEARED: 26 MAY
CHEQUE # 117

\$388.67

EAGLESON PROPERTIES ITF STRATA CORP VR1607
GENERAL TRUST ACCOUNT
301-340 MAIN STREET
VANCOUVER BC V6T 3G3

DATE 2022-05-10
Y Y Y Y M M D D

PAY to the order of Klase Connections of Canada Inc \$ 388.67
Three Hundred and Eighty Eight 67 DOLLARS

Vancity VANCOUVER CITY SAVINGS CREDIT UNION
300 WEST 4TH STREET BRANCH
VANCOUVER, B.C. V6C 1L1 TEL: 604.677.7000

EAGLESON PROPERTIES ITF STRATA CORP VR1607
GENERAL TRUST ACCOUNT

INVOICE # 7300-000237 6511

#000117# #16300#809# 100084835930#

DATE CLEARED: 26 MAY
CHEQUE # 117

\$388.67

Printer ID# 1021

Endorsement - Signature or Stamp


20220536
00310000999
PNC BANK
USE TO CR. PAYEE
ASS. OF END. LTD.
>02100053<

BACKVERSO

Images shown above represent official copies of the original documents as processed by our institution. Inclusion of images in the statement does not guarantee items have been honoured.

Selected General Ledger Detail

Description	Batch #	Processed	Type	Src	Reference	Post Date	Debit	Credit
709.1040.453								
Bank - VanCity Contingency Account								
Eagleson Properties Limited.								
Eagleson Properties Limited.								
REALLOCATION : Transfer form OperatingA/c to CRF A/c - May 2022								
	27983	05-May-2022	INV	A/P	# Transfer to CRF from	01-May-2022	88,828.79	
	27986	05-May-2022	VC	A/P	VC C# 90 01May22	01-May-2022	1,309.75	1,309.75
	27996	05-May-2022	NJE	J/E		05-May-2022	1,340.42	
					Transaction Totals:		2,650.17	1,309.75
					Ending Balance:		90,169.21	
Building Totals								
					Beginning Balance:		88,828.79	
					Transaction Debit / Credit Amounts:		2,650.17	1,309.75
					Ending Balance:		90,169.21	



709

JUNE 01, 2022

My relationship number(s)
91268601

VANAS11000_4962064 E D 16300 33762
EAGLESON PROPERTIES ITF
STRATA CORP VR1607
201-2940 MAIN STREET
VANCOUVER BC V5T 3G3

My branch
DOWNTOWN
898 WEST PENDER ST.
VANCOUVER BC V6C 1J8
T 604 877 7000 TOLL-FREE 1 888 VANCITY
vancity.com

My accounts

STATEMENT PERIOD: 01 MAY 2022 to 31 MAY 2022




DAILY BANKING

ACCOUNT SUMMARY	OPENING BALANCE ON 01 MAY 2022	TOTAL WITHDRAWALS	TOTAL DEPOSITS	CLOSING BALANCE ON 31 MAY 2022
INDEPENDENT BUSINESS ACCOUNT #100084886032 (CONTINGENCY ACCOUNT)	88,828.79	0.00	1,340.42	90,169.21
TOTAL NUMBER OF CHEQUES 0				

INDEPENDENT BUSINESS ACCOUNT #100084886032 (CONTINGENCY ACCOUNT)

DATE	DESCRIPTION	WITHDRAWALS	DEPOSITS	BALANCE
	OPENING BALANCE			88,828.79
05 MAY	FUNDS TRANSFER-ONLINE FROM REL #91268349 (\$1,340.42) (CONTINGENCY MAY 2022)		1,340.42	90,169.21

Please review your statement and report any errors or omissions to us within 30 days of the statement date. If we don't hear from you within 30 days, this statement will be considered correct.



EAGLESON PROPERTIES LTD.201 - 2940 Main Street
Vancouver, British Columbia V5T 3G3**Statement of Account**

Telephone: (604) 879-1070 Fax: (604) 879-1007

Date: May 31, 2022

Strata Corp VR1607 - GENERAL ACCOUNT
1251 - 1263 W 7th Avenue
Vancouver, BC V6H 1B7

Statement Printed: 10-Jun-22

Page 1

	Date	Reference	Debits	Credits	Balance
Building: 709 : 1251-1263 W 7th Avenue		Account Number: 709.1030		Opening Balance:	\$7,854.03
Plus: Receipts					
Tessie Lowe Payment Received - Thank You	01-May-22	DCR# 120		559.83	
Nancy Holme Payment Received - Thank You	02-May-22	DCR# 116		536.79	
Noriko Horiguchi Payment Received - Thank You	02-May-22	DCR# 116		559.83	
Jerry Thomas Payment Received - Thank You	02-May-22	DCR# 121		559.83	
Patricia Vanderflaes Payment Received - Thank You	02-May-22	DCR# 121		536.79	
Grant and Kim Ewing Payment Received - Thank You	27-May-22	DCR# 122		679.93	
Tessie Lowe Payment received - Thank You	28-May-22	DCR# 123		559.83	
		Receipt Totals:		3,992.83	
Less: Disbursements					
Eagleson Properties Limited. : Transfer from Operating A/c to CRF A/c (709)	01-May-22	C# 90	1,309.75		
Eagleson Properties Limited.	01-May-22	VC C# 90		1,309.75	
Ace Fire Prevention Ltd. : Fire safety Inspection (709)	10-May-22	C# 112	325.50		
BC Hydro : Electricity Bill (709)	10-May-22	C# 113	82.00		
Eagleson Properties Limited. : Management Fees	10-May-22	C# 114	210.00		
FortisBC - Natural Gas : Natural Gas Bill - May 4, 2022 (709)	10-May-22	C# 115	308.58		
Greyrock Property Grooming Ltd. : Exteriors (709) : Gardening (709)	10-May-22	C# 116	877.00		
Waste Connections of Canada Inc. : Garbage Removal (709) : Garbage Removal (709)	10-May-22	C# 117	388.67		
		Disbursement Totals:	3,501.50	1,309.75	
Journal Entry Details:					
REALLOCATION : Transfer form OperatingA/c to CRF A/c - May 2022	05-May-22		1,340.42		
		Journal Entry Totals:	1,340.42		
Account Totals / Closing Balance:			4,841.92	5,302.58	\$8,314.69
Available for Distribution:			8,314.69		
Current Period Distribution @ 100.000000%					\$8,314.69



#128 - 11180 Coppersmith Pl
 Richmond, B.C, V7A 5G8
 Telephone: (604) 275 - -0075
 Fax: (604) 207 -2481

SERVICE INVOICE

P10 709 Fire Safety Inspection

FIRE PREVENTION LTD

SERVICE FOR:
 Strata Plan VR 1607
 1251 - 1263 West 7th Ave
 Vancouver , B.C

INVOICE NO. 30006
SERVICE REQ BY Quentin
DATE May 5, 2022
JOB NAME / P.O. NUMBER T.B.A
TERMS upon Receipt
GST NUMBER 86962 1565


BILL TO:
 Strata Plan VR 1607
 Eagleson Properties Ltd
 201-2940 Main Street
 Vancouver BC V5T 3G3

QTY	PARTS DESCRIPTION	PRICE	AMOUNT
11 only	9 volt batteries for smoke alarms	\$5.00 ea	55.00
			55.00

SERVICED BY	LABOUR DESCRIPTION	HOURS	RATE	AMOUNT
Tyler, Andy Sam	Labor to conduct annual inspection / testing of in suite sprinklers / smoke alarms in 7 suites To conduct annual inspection / testing of dry sprinkler system in parking garage To inspect / test 1 only portable fire extinguisher To inspect / test 1 only emergency lighting system Cost : \$255.00	1 price	\$255.00	255.00
			LABOUR	255.00

COMMENTS		
	PARTS	55.00
	LABOUR	255.00
	GST RATE	5%
	GST	15.50
	TOTAL DUE	\$325.50

Please note: All parts supplied under the terms of this Invoice remain the property of Ace Fire Prevention Ltd. until this invoice is PAID IN FULL.



Your bill highlights

Your equal payment plan bill Apr 2, 2022 to May 3, 2022

- ✔ Thank you for your payment of \$82.00 on Apr 28, 2022.
- This bill is estimated based on historical electricity use.
- To track your electricity usage, visit bchydro.com/login.

Total Due

\$82.00

Due by May 27, 2022

Turn for bill details →

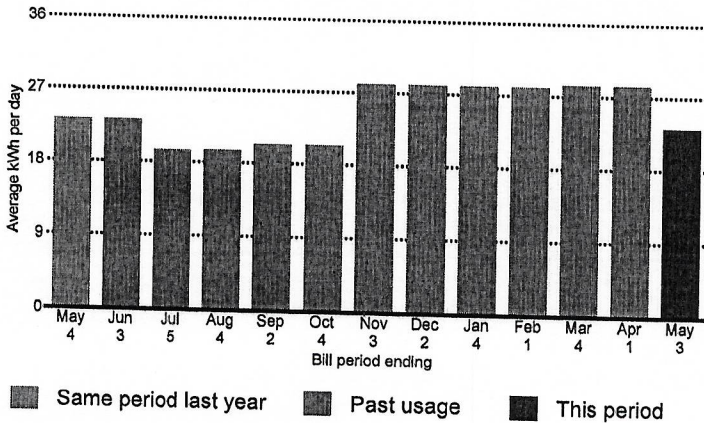
Your electricity usage over time

0%

no change in electricity used compared to the same period last year

\$2.40

average daily cost of electricity this bill period



Did you know?

You used a total of 739 kWh from Apr 2, 2022 to May 3, 2022.

Use our online tracking tools to view your detailed electricity use by the month, week, day or even hour – up to the previous day. Visit bchydro.com/login.

Ways to pay your bill

We offer several options for you to pay your bill.



bchydro.com/login – direct withdrawal from your bank account through MyHydro



Auto-pay – have your bills paid automatically from your bank account



Online banking – visit your bank's website or pay in person at your local branch




Credit card – pay through Paymentus, a third party service provider that charges a service fee

For more information, visit bchydro.com/payments.

Seal up those gaps

Use DIY weather stripping to close gaps around windows and doors to prevent heat loss in the winter, and heat gain in the summer.

Get more tips at powersmart.ca



Equal payment plan status

Your next annual review is Aug 2022

Cost of electricity used to date.....\$804.10
- Equal payments billed to date..... \$738.00
= Balance to date..... \$66.10

Meter reading information

Energy

Meter number 5981578

Starting Apr 2, 2022..... 67494
Ending May 3, 2022**..... 68233
Difference..... 739

739 kWh used over 32 days

Step 1 Step 2

You're charged the Step 1 rate for electricity up to a certain threshold in each billing period, and a higher Step 2 rate for all electricity use beyond that threshold. This billing period you reached the higher Step 2 rate. You were 29 kWh above your Step 1 threshold of 710 kWh this billing period.

** Your account has been billed based on estimated electricity use. The estimate is based on previous electricity use at your address.

Your next meter reading is on or around Jun 2, 2022.

Go paperless

Get access to your account online.
To get started, visit bchydro.com/gopaperless.

Maintaining your account

If we receive your payment after the due date, you may be charged a late payment fee. To learn more about your account with BC Hydro, visit bchydro.com/customerservicerules.

Privacy

Protecting your personal information is an obligation we take seriously. For more information, visit bchydro.com/privacy.

GST Registration # R121454151

Have a question?

Visit bchydro.com/gethelp
Call us at 1 800 BCHYDRO (1 800 224 9376).

Bill details

Apr 2, 2022 to May 3, 2022

PREVIOUS BILLING PERIOD

Previous bill..... \$82.00
Payment received Apr 28, 2022..... -\$82.00

BALANCE FORWARD

\$0.00

CURRENT CHARGES THIS PERIOD

Equal payment plan..... \$82.00

CURRENT CHARGES SUBTOTAL

\$82.00

TOTAL DUE

\$82.00

USAGE DETAILS

Based on Residential Conservation Rate 1101

Apr 2, 2022 to May 3, 2022 (739 kWh used)

Basic Charge 32 days @ \$0.2090 /day..... \$6.69*

ENERGY CHARGES

Step 1: 710 kWh @ \$0.0950 /kWh..... \$67.45*

Step 2: 29 kWh @ \$0.1408 /kWh..... \$4.08*

Rate rider -2.0%..... -\$1.56*

TAXES ON ELECTRICITY USAGE

* GST 5% on \$76.66..... \$3.83

TOTAL COST OF ELECTRICITY

\$80.49



Name: Strata Plan Vr 1607 The Owners
Service address: HSE-1255 7th Ave W
 Vancouver
Rate class: Small commercial
Billing date: May 4, 2022

709

NATURAL GAS

Customer Service: 1-888-224-2710
 7 am - 8 pm Mon - Fri, PST
 fortisbc.com

Account number	Due date	Amount due	Amount paid
643547	May 26, 2022	\$308.58	

Previous Bill	712.85	
Less Payment - Thank You	712.85CR	0.00
Balance from Previous Bill		
Delivery Charges		
Basic Charge (33 days at 0.9616 per day)	31.73	
Delivery (20.6 GJ at 4.236 per GJ)	87.26	118.99**
Commodity Charges		
Storage and Transport (20.6 GJ at 1.384 per GJ)	28.51	
Cost of Gas (20.6 GJ at 4.503 per GJ)	92.76	121.27**
Other Charges and taxes		
Carbon Tax (20.6 GJ at 2.5588 per GJ)		52.71*
Clean Energy Levy (0.40% of * amounts)		0.96
GST (5% of * amounts)		14.65
Please pay		308.58

Gas usage calculation (Meter RCT1515002)


Present reading	- Previous reading	x Conversion factor	= Gas used in gigajoules (GJ)
May 4 '22	Apr 1 '22		
7,473	7,298	0.1175713	20.6

Point of Delivery: 482549

Comparison to previous year

Billing Period	Number of days billed	Average daily temp	Average daily usage GJ	Total Billing period usage GJ
May '2022	33	8°C	0.62	20.6
May '2021	28	10°C	0.38	10.7

Average daily gas usage over 13 months



28015

Customer Choice lets you buy natural gas from FortisBC at a variable rate or from independent gas marketers at a fixed-rate for a fixed-term. The BC Utilities Commission licenses and oversees gas marketers. Know your options and compare rates at fortisbc.com/choice.

Greyrock Property Grooming Ltd.

6305 45A Ave


Delta BC V4K 4T5


604-220-9823

greyrockproperties@gmail.com

GST/HST Registration No.:

137485934 RT0001



709 
Gardening

BILL TO

Eagleson Properties Ltd.

#201-2940 Main Street

Vancouver, B.C. V5T 3G3

Atten: Sarah Abele-

Jacksties

Vancouver BC V5T 3G3

INVOICE 13769

DATE 01/05/2022 TERMS Net 30


DUE DATE 31/05/2022

DATE	DESCRIPTION	TAX	QTY	RATE	AMOUNT
27/03/2022	Labour	GST	3	65.00	195.00
27/03/2022	Truck Charge	Exempt	1	29.00	29.00

1251 W. 7th Ave. PO #709SERVICE032022 To weed front beds, prune front bed shrubs, till soil. Install irrigation timer. Mow & trim lawns. Clean breezeway.

SUBTOTAL 224.00
GST @ 5% 9.75
TOTAL 233.75

TOTAL DUE \$233.75



Greyrock Property Grooming Ltd.

6305 45A Ave

Delta BC V4K 4T5

604-220-9823

greyrockproperties@gmail.com

GST/HST Registration No.:

137485934 RT0001



BILL TO

Eagleson Properties Ltd.

#201-2940 Main Street

Vancouver, B.C. V5T 3G3

Atten: Sarah Abele-

Jacksties

Vancouver BC V5T 3G3

INVOICE 13775

DATE 01/05/2022 TERMS Net 30

DUE DATE 31/05/2022

DATE	DESCRIPTION	TAX	QTY	RATE	AMOUNT
02/04/2022 Labour	Pressure washing	GST	6	65.00	390.00
30/04/2022 Labour	Monthly gardening service	GST	1	85.00	85.00
30/04/2022 Labour	Monthly maintenance service	GST	1	110.00	110.00
30/04/2022 Truck Charge		Zero-rated	1	29.00	29.00

1251 W. 7th Ave. PO # 709042022: To pressure wash breezeway, sidewalks, stairs, inner courtyard & garage stairs. Monthly gardening & maintenance service.

SUBTOTAL 614.00
 GST @ 5% 29.25
 GST @ 0% 0.00
 TOTAL 643.25

TOTAL DUE \$643.25

Property ID #	709
Sub acct #	
Project ID #	
Approval	SS
Date	04-05-22
Notes	Exteriors

2015



WASTE CONNECTIONS OF CANADA INC.
 25 FAWCETT ROAD
 COQUITLAM, BC V3K 6V2
 ATTN: CUSTOMER SERVICE DEPT.
 (604) 525-2072

INVOICE NO.	INVOICE DATE	ACCOUNT NO.
7300-0002376511	04/30/22	7300-687132-0000

Due Upon Receipt

EAGLESON PROPERTIES LTD.
 2940 MAIN STREET UNIT 201
 VANCOUVER, BC V5T 3G3

CURRENT	30 DAYS	60 DAYS	90+ DAYS
\$154.60	\$0.00	\$0.00	\$0.00

SERVICE DATE	TICKET #	REF NUMBER	QUANTITY	DESCRIPTION	CHARGE
--------------	----------	------------	----------	-------------	--------

(0001) STRATA PLAN VR 1607					
1251 WEST 7 AVENUE VANCOUVER, BC					
SERVICE GROUP 001 QTY 1.00 COMM FRONT LOAD 2.00YD					
05/01/22-05/31/22			1.00	BASIC SERVICE CHARGE	\$175.96
05/01/22-05/31/22			1.00	ADMINISTRATION FEE	\$8.00
SERVICE GROUP 002 QTY 1.00 COMM REAR LOAD ORGANICS 0.17YD					
05/01/22-05/31/22			1.00	BASIC SERVICE CHARGE	\$94.31
04/30/22				FUEL SURCHARGE	\$91.89
			370.16	BC GST 7600 10702 RT0001 (RRR)	\$18.51
				SITE TOTAL	\$388.67
				BC GST 7600 10702 RT0001 (RRR)	\$18.51
				TOTAL TAXES	\$18.51
				TOTAL INVOICE DUE	\$388.67

P10 709 Garbage collection

Payment is due upon receipt of this invoice.

1.5% per month late charges (18% per annum) will apply on balances over the payment terms reflected in your agreement.

28078

The Remit To Address below is for PAYMENTS only. Please use the Address and Telephone Numbers above for any other correspondence.

Selected General Ledger Detail

Post Year/Month From: 2021-July
To: 2022-May
Page 1

10-Jun-2022

Description	Batch #	Processed	Type	Src	Reference	Post Date	Debit	Credit
Building: 709 : 1251-1263 W 7th Avenue 709.3200 Strata Fees								
Grant and Kim Ewing - July Strata Fees	25979	13-Dec-2021	NJE	J/E		01-Jul-2021		22,633.56
Patricia Vanderflaes - July Strata Fees	25979	13-Dec-2021	NJE	J/E		01-Jul-2021	679.93	
Tessie Lowe - July Strata Fees	25979	13-Dec-2021	NJE	J/E		01-Jul-2021	536.79	
Noriko Horiguchi - July Strata Fees	25979	13-Dec-2021	NJE	J/E		01-Jul-2021	559.83	
Jerry Thomas - July Strata Fees	25979	13-Dec-2021	NJE	J/E		01-Jul-2021	559.83	
Nancy Holme - July Strata Fees	25979	13-Dec-2021	NJE	J/E		01-Jul-2021	559.83	
Peggy Smyth - July Strata Fees	25979	13-Dec-2021	NJE	J/E		01-Jul-2021	536.79	
Grant and Kim Ewing - August Strata Fees	25980	13-Dec-2021	NJE	J/E		01-Aug-2021	679.93	
Patricia Vanderflaes - August Strata Fees	25980	13-Dec-2021	NJE	J/E		01-Aug-2021	536.79	
Tessie Lowe - August Strata Fees	25980	13-Dec-2021	NJE	J/E		01-Aug-2021	559.83	
Noriko Horiguchi - August Strata Fees	25980	13-Dec-2021	NJE	J/E		01-Aug-2021	559.83	
Jerry Thomas - August Strata Fees	25980	13-Dec-2021	NJE	J/E		01-Aug-2021	559.83	
Nancy Holme - August Strata Fees	25980	13-Dec-2021	NJE	J/E		01-Aug-2021	536.79	
Peggy Smyth - August Strata Fees	25980	13-Dec-2021	NJE	J/E		01-Aug-2021	679.93	
Grant and Kim Ewing - September Strata Fees	25981	13-Dec-2021	NJE	J/E		01-Sep-2021	679.93	
Patricia Vanderflaes - September Strata Fees	25981	13-Dec-2021	NJE	J/E		01-Sep-2021	536.79	
Tessie Lowe - September Strata Fees	25981	13-Dec-2021	NJE	J/E		01-Sep-2021	559.83	
Noriko Horiguchi - September Strata Fees	25981	13-Dec-2021	NJE	J/E		01-Sep-2021	559.83	
Jerry Thomas - September Strata Fees	25981	13-Dec-2021	NJE	J/E		01-Sep-2021	559.83	
Nancy Holme - September Strata Fees	25981	13-Dec-2021	NJE	J/E		01-Sep-2021	536.79	
Peggy Smyth - September Strata Fees	25981	13-Dec-2021	NJE	J/E		01-Sep-2021	679.93	
Grant and Kim Ewing - October Strata Fees	25982	13-Dec-2021	NJE	J/E		01-Oct-2021	679.93	
Patricia Vanderflaes - October Strata Fees	25982	13-Dec-2021	NJE	J/E		01-Oct-2021	536.79	
Tessie Lowe - October Strata Fees	25982	13-Dec-2021	NJE	J/E		01-Oct-2021	559.83	
Noriko Horiguchi - October Strata Fees	25982	13-Dec-2021	NJE	J/E		01-Oct-2021	559.83	
Jerry Thomas - October Strata Fees	25982	13-Dec-2021	NJE	J/E		01-Oct-2021	559.83	
Nancy Holme - October Strata Fees	25982	13-Dec-2021	NJE	J/E		01-Oct-2021	536.79	
Peggy Smyth - October Strata Fees	25982	13-Dec-2021	NJE	J/E		01-Oct-2021	679.93	
Grant and Kim Ewing - November Strata Fees	25983	13-Dec-2021	NJE	J/E		01-Nov-2021	679.93	
Patricia Vanderflaes - November Strata Fees	25983	13-Dec-2021	NJE	J/E		01-Nov-2021	536.79	
Tessie Lowe - November Strata Fees	25983	13-Dec-2021	NJE	J/E		01-Nov-2021	559.83	
Noriko Horiguchi - November Strata Fees	25983	13-Dec-2021	NJE	J/E		01-Nov-2021	559.83	
Jerry Thomas - November Strata Fees	25983	13-Dec-2021	NJE	J/E		01-Nov-2021	559.83	
Nancy Holme - November Strata Fees	25983	13-Dec-2021	NJE	J/E		01-Nov-2021	536.79	
Peggy Smyth - November Strata Fees	25983	13-Dec-2021	NJE	J/E		01-Nov-2021	679.93	
Grant and Kim Ewing - December Strata Fees	25984	13-Dec-2021	NJE	J/E		01-Dec-2021	679.93	
Patricia Vanderflaes - December Strata Fees	25984	13-Dec-2021	NJE	J/E		01-Dec-2021	536.79	
Tessie Lowe - December Strata Fees	25984	13-Dec-2021	NJE	J/E		01-Dec-2021	559.83	
Noriko Horiguchi - December Strata Fees	25984	13-Dec-2021	NJE	J/E		01-Dec-2021	559.83	

Description

709.3200 Strata Fees

continued from previous page

Batch #	Processed	Type	Src	Reference	Post Date	Debit	Credit
			J/E				559.83
25984	13-Dec-2021	NJE	J/E		01-Dec-2021		559.83
			J/E				536.79
25984	13-Dec-2021	NJE	J/E		01-Dec-2021		536.79
			J/E				679.93
25984	13-Dec-2021	NJE	J/E		01-Dec-2021		679.93
			A/R	7533	01-Jan-2022		679.93
26267	06-Jan-2022	BMC	A/R	7533	01-Jan-2022		679.93
			A/R	7534	01-Jan-2022		536.79
26267	06-Jan-2022	BMC	A/R	7534	01-Jan-2022		536.79
			A/R	7535	01-Jan-2022		559.83
26267	06-Jan-2022	BMC	A/R	7535	01-Jan-2022		559.83
			A/R	7536	01-Jan-2022		559.83
26267	06-Jan-2022	BMC	A/R	7536	01-Jan-2022		559.83
			A/R	7537	01-Jan-2022		536.79
26267	06-Jan-2022	BMC	A/R	7537	01-Jan-2022		536.79
			A/R	7538	01-Jan-2022		559.83
26267	06-Jan-2022	BMC	A/R	7538	01-Jan-2022		559.83
			A/R	7539	01-Jan-2022		536.79
26267	06-Jan-2022	BMC	A/R	7539	01-Jan-2022		536.79
			A/R	7820	01-Feb-2022		679.93
26701	01-Feb-2022	BMC	A/R	7820	01-Feb-2022		679.93
			A/R	7821	01-Feb-2022		536.79
26701	01-Feb-2022	BMC	A/R	7821	01-Feb-2022		536.79
			A/R	7822	01-Feb-2022		559.83
26701	01-Feb-2022	BMC	A/R	7822	01-Feb-2022		559.83
			A/R	7823	01-Feb-2022		559.83
26701	01-Feb-2022	BMC	A/R	7823	01-Feb-2022		559.83
			A/R	7824	01-Feb-2022		536.79
26701	01-Feb-2022	BMC	A/R	7824	01-Feb-2022		536.79
			A/R	7825	01-Feb-2022		679.93
26701	01-Feb-2022	BMC	A/R	7825	01-Feb-2022		679.93
			A/R	7826	01-Feb-2022		679.93
26701	01-Feb-2022	BMC	A/R	7826	01-Feb-2022		679.93
			A/R	8018	01-Mar-2022		536.79
27052	01-Mar-2022	BMC	A/R	8018	01-Mar-2022		536.79
			A/R	8019	01-Mar-2022		559.83
27052	01-Mar-2022	BMC	A/R	8019	01-Mar-2022		559.83
			A/R	8020	01-Mar-2022		559.83
27052	01-Mar-2022	BMC	A/R	8020	01-Mar-2022		559.83
			A/R	8021	01-Mar-2022		559.83
27052	01-Mar-2022	BMC	A/R	8021	01-Mar-2022		559.83
			A/R	8022	01-Mar-2022		536.79
27052	01-Mar-2022	BMC	A/R	8022	01-Mar-2022		536.79
			A/R	8023	01-Mar-2022		679.93
27052	01-Mar-2022	BMC	A/R	8023	01-Mar-2022		679.93
			A/R	8024	01-Mar-2022		679.93
27052	01-Mar-2022	BMC	A/R	8024	01-Mar-2022		679.93
			A/R	8269	01-Apr-2022		536.79
27616	06-Apr-2022	BMC	A/R	8269	01-Apr-2022		536.79
			A/R	8270	01-Apr-2022		559.83
27616	06-Apr-2022	BMC	A/R	8270	01-Apr-2022		559.83
			A/R	8271	01-Apr-2022		559.83
27616	06-Apr-2022	BMC	A/R	8271	01-Apr-2022		559.83
			A/R	8272	01-Apr-2022		559.83
27616	06-Apr-2022	BMC	A/R	8272	01-Apr-2022		559.83
			A/R	8273	01-Apr-2022		536.79
27616	06-Apr-2022	BMC	A/R	8273	01-Apr-2022		536.79
			A/R	8274	01-Apr-2022		679.93
27616	06-Apr-2022	BMC	A/R	8274	01-Apr-2022		679.93
			A/R	8275	01-Apr-2022		679.93
27616	06-Apr-2022	BMC	A/R	8275	01-Apr-2022		679.93
			A/R	8490	01-May-2022		536.79
27958	03-May-2022	BMC	A/R	8490	01-May-2022		536.79
			A/R	8491	01-May-2022		559.83
27958	03-May-2022	BMC	A/R	8491	01-May-2022		559.83
			A/R	8492	01-May-2022		559.83
27958	03-May-2022	BMC	A/R	8492	01-May-2022		559.83
			A/R	8493	01-May-2022		536.79
27958	03-May-2022	BMC	A/R	8493	01-May-2022		536.79
			A/R	8494	01-May-2022		559.83
27958	03-May-2022	BMC	A/R	8494	01-May-2022		559.83
			A/R	8495	01-May-2022		536.79
27958	03-May-2022	BMC	A/R	8495	01-May-2022		536.79
			A/R	8496	01-May-2022		679.93
27958	03-May-2022	BMC	A/R	8496	01-May-2022		679.93

Transaction Totals: 0.00 45,242.23
 Ending Balance: 67,875.79

Description 10-Jun-2022 Page 3

Description	Batch #	Processed Type	Src	Reference	Post Date	Debit	Credit
Building Totals							
					Beginning Balance:		22,633.56
					Transaction Debit / Credit Amounts:	0.00	45,242.23
					Ending Balance:		67,875.79

Selected General Ledger Detail

Post Year/Month From: 2021-Jul
 To: 2022-May
 10-Jun-2022
 Page 1

Description	Batch #	Processed	Type	Src	Reference	Post Date	Debit	Credit
Building: 709 : 1251-1263 W 7th Avenue								
709.3630								
Prior year surplus								
Prior year surplus	27378	18-Mar-2022	NJE	J/E		01-Jul-2021	0.00	1,320.11
Prior year surplus	27379	18-Mar-2022	NJE	J/E		01-Aug-2021		1,320.11
Prior year surplus	27380	18-Mar-2022	NJE	J/E		01-Sep-2021		1,320.11
Prior year surplus	27381	18-Mar-2022	NJE	J/E		01-Oct-2021		1,320.11
Prior year surplus	27382	18-Mar-2022	NJE	J/E		01-Nov-2021		1,320.11
Prior year surplus	27383	18-Mar-2022	NJE	J/E		01-Dec-2021		1,320.11
Prior year surplus	27384	18-Mar-2022	NJE	J/E		01-Jan-2022		1,320.11
Prior year surplus	27385	18-Mar-2022	NJE	J/E		01-Feb-2022		1,320.11
Prior year surplus	27684	13-Apr-2022	NJE	J/E		31-Mar-2022		1,320.11
Prior year surplus	28145	16-May-2022	NJE	J/E		30-Apr-2022		1,320.11
Prior year surplus	28456	10-Jun-2022	NJE	J/E		31-May-2022		1,320.11
Transaction Totals:							0.00	14,521.21
Ending Balance:								14,521.21
Beginning Balance:							0.00	0.00
Transaction Debit / Credit Amounts:							0.00	14,521.21
Ending Balance:								14,521.21

Building Totals

Post Year/Month From: 2021-July
 To: 2022-May
 10-Jun-2022
 Page 1

Selected General Ledger Detail

Description

Building: 709 : 1251-1263 W 7th Avenue

709,4110

Cleaning - Contract Services

Batch #	Processed	Type	Src	Reference	Post Date	Debit	Credit
Beginning Balance:							
23478	13-Jul-2021	INV	A/P	# 13675	13-Jul-2021	262.50	
28075	11-May-2022	INV	A/P	# 7300-0002376511	09-May-2022	200.88	
28455	10-Jun-2022	INV	A/P	# a/c #507 3029	25-May-2022	388.67	
28456	10-Jun-2022	NJE	J/E		31-May-2022	154.00	
28456	10-Jun-2022	NJE	J/E		31-May-2022		154.00
Transaction Totals:						743.55	388.67
Ending Balance:						463.38	542.67

709,4130

Cleaning - Garbage Removal

Batch #	Processed	Type	Src	Reference	Post Date	Debit	Credit
Beginning Balance:							
23499	13-Jul-2021	INV	A/P	# 0001524343	13-Jul-2021	2,294.04	
24217	17-Aug-2021	INV	A/P	# 0001531219	17-Aug-2021	381.09	
24577	14-Sep-2021	INV	A/P	# 0001538103	01-Sep-2021	381.09	
25192	22-Oct-2021	INV	A/P	# 0001545034	20-Oct-2021	381.09	
25900	09-Dec-2021	INV	A/P	# 00001565579	08-Dec-2021	387.75	
25900	09-Dec-2021	INV	A/P	# October	08-Dec-2021	381.09	
26477	21-Jan-2022	INV	A/P	# 0001572545	10-Jan-2022	381.09	
26942	17-Feb-2022	INV	A/P	# 7301-0001579474	17-Feb-2022	388.65	
27542	01-Apr-2022	INV	A/P	# 7301-0001586086	15-Mar-2022	388.65	
27793	21-Apr-2022	INV	A/P	# 7301-0001593041	08-Apr-2022	644.63	
27793	21-Apr-2022	INV	A/P	# 7301-0001593041	08-Apr-2022	397.07	
28456	10-Jun-2022	NJE	J/E		31-May-2022	388.67	
Transaction Totals:						4,500.87	388.65
Ending Balance:						6,406.26	

709,4200

R&M - General

Batch #	Processed	Type	Src	Reference	Post Date	Debit	Credit
Beginning Balance:							
24320	26-Aug-2021	INV	A/P	# August 23, 2021	26-Aug-2021	568.80	
27343	18-Mar-2022	NJE	J/E		26-Aug-2021	5,296.53	
27323	17-Mar-2022	NJE	J/E		26-Aug-2021		5,296.53
27344	18-Mar-2022	NJE	J/E		21-Sep-2021		5,295.68
25664	29-Nov-2021	INV	A/P	# 108234	21-Sep-2021	5,295.68	
25850	06-Dec-2021	INV	A/P	# R - 1115-68	29-Nov-2021	312.76	
Transaction Totals:						514.50	10,592.21
Ending Balance:						11,419.47	

709,4220

R&M - Appliances

Beginning Balance:							
Transaction Totals:							
Ending Balance:							

709,4240

R&M - Carpentry

Beginning Balance:							
Transaction Totals:							
Ending Balance:							

Selected General Ledger Detail

Post Year/Month From: 2021-July
To: 2022-May

Description	Batch #	Processed Type	Srce	Reference	Post Date	Debit	Credit
<i>continued from previous page</i>							
709.4240 R&M - Carpentry							
Transaction Totals:							
Ending Balance:						157.50	
709.4250 R&M - Electrical							
Randal Ormston	26889	15-Feb-2022	INV	A/P # 7259	15-Feb-2022	15.18	
Transaction Totals:							
Ending Balance:						15.18	0.00
709.4270 R&M - Fire & Safety							
Ace Fire Prevention Ltd.	28075	11-May-2022	INV	A/P # 30006	09-May-2022	325.50	
City of Vancouver	28455	10-Jun-2022	INV	A/P # a/c #507 3029	25-May-2022	515.00	
Transaction Totals:							
Ending Balance:						840.50	515.00
709.4285 R&M - Labour							
Beginning Balance:							
Transaction Totals:						0.00	
Ending Balance:						0.00	
709.4295 R&M - Materials							
Beginning Balance:							
Transaction Totals:						0.00	
Ending Balance:						0.00	
709.4330 R&M - Structural & Roof							
REALLOCATION OF 2020 EXPENSES	27343	18-Mar-2022	N/E	J/E	26-Aug-2021	32,692.52	
Henriksen Contracting & Construction Inc.	24699	20-Sep-2021	INV	A/P # Inv#0004	14-Sep-2021	5,296.53	
Transaction Totals:							
Ending Balance:						10,592.21	0.00
709.4400 Utilities - Electricity							
Beginning Balance:							
BC Hydro	24141	13-Aug-2021	INV	A/P # 331 4660 001	13-Aug-2021	593.81	
BC Hydro	24603	15-Sep-2021	INV	A/P # 331 4660 001	01-Sep-2021	66.13	
BC Hydro	24797	01-Oct-2021	INV	A/P # 331 4660 001	01-Oct-2021	82.00	
BC Hydro	24946	08-Oct-2021	INV	A/P # 331 4660 001	08-Oct-2021	82.00	
BC Hydro	25298	04-Nov-2021	INV	A/P # 331 4660 001	01-Nov-2021	82.00	0.60
BC Hydro	25748	03-Dec-2021	INV	A/P # 331 4660 001	01-Dec-2021	82.00	
BC Hydro Bill - Electricity	26250	05-Jan-2022	N/E	J/E	29-Dec-2021	82.00	
REALLOCATION OF EXPENSES	27238	11-Mar-2022	N/E	J/E	31-Dec-2021	30.61	
REALLOCATION OF 2020 EXPENSES	27341	18-Mar-2022	N/E	J/E	31-Dec-2021	139.39	
BC Hydro	26326	10-Jan-2022	INV	A/P # 331 4660 001	01-Jan-2022	82.00	85.60
BC Hydro	26477	21-Jan-2022	INV	A/P # 331 4660 0 01	10-Jan-2022	82.00	
BC Hydro	26715	02-Feb-2022	INV	A/P # 331 4660 001	01-Feb-2022	82.00	

Post Year/Month From: 2021-July To: 2022-May
Selected General Ledger Detail
 10-Jun-2022 Page 3

Description	Batch #	Processed	Type	Src	Reference	Post Date	Debit	Credit	
<i>continued from previous page</i>									
709.4440									
BC Hydro	26877	14-Feb-2022	CINV	A/P	# 331 4660 001	14-Feb-2022			
BC Hydro	26942	17-Feb-2022	INV	A/P	# 331 4660 001	17-Feb-2022	82.00		82.00
BC Hydro	27266	14-Mar-2022	INV	A/P	# 331 4660 001	01-Mar-2022	82.00		82.00
BC Hydro	27793	21-Apr-2022	INV	A/P	# 331 4660 001	01-Apr-2022	82.00		82.00
BC Hydro	27983	05-May-2022	INV	A/P	# 331 4660 001	01-May-2022	82.00		82.00
Transaction Totals:							1,138.13		168.20
Ending Balance:							1,563.74		

709.4420 Utilities - Gas									
REALLOCATION OF 2020 EXPENSES									
Description	Batch #	Processed	Type	Src	Reference	Post Date	Debit	Credit	
BC Hydro	23563	14-Jul-2021	INV	A/P	# 331 46 60 001	14-Jul-2021	1,242.00		
REALLOCATION OF 2020 EXPENSES									
FortisBC - Natural Gas	27342	18-Mar-2022	NJE	J/E		14-Jul-2021	85.00		85.00
FortisBC - Natural Gas	24141	13-Aug-2021	INV	A/P	# 643 54 7	13-Aug-2021	177.08		
FortisBC - Natural Gas	24603	15-Sep-2021	INV	A/P	# 6435 47	01-Sep-2021	242.00		242.00
FortisBC - Natural Gas	24797	01-Oct-2021	INV	A/P	# 6435 47	01-Oct-2021	242.00		242.00
Eagleson Properties Limited.	25192	22-Oct-2021	INV	A/P	# 4613	20-Oct-2021	572.26		572.26
FortisBC - Natural Gas	25298	04-Nov-2021	INV	A/P	# 6435 47	01-Nov-2021	242.00		242.00
FortisBC - Natural Gas	25748	03-Dec-2021	INV	A/P	# 6435 47	01-Dec-2021	242.00		242.00
REALLOCATION OF EXPENSES	27239	11-Mar-2022	NJE	J/E		31-Dec-2021			657.26
FortisBC - Natural Gas	26326	10-Jan-2022	INV	A/P	# 6435 47	01-Jan-2022	242.00		242.00
FortisBC - Natural Gas	26715	02-Feb-2022	INV	A/P	# 6435 47	01-Feb-2022	242.00		242.00
FortisBC - Natural Gas	26873	14-Feb-2022	CINV	A/P	# 6435 47	14-Feb-2022			242.00
FortisBC - Natural Gas	26942	17-Feb-2022	INV	A/P	# 643 5 47	17-Feb-2022	242.00		242.00
FortisBC - Natural Gas	27266	14-Mar-2022	INV	A/P	# 6435 47	01-Mar-2022	242.00		242.00
FortisBC - Natural Gas	27405	21-Mar-2022	CINV	A/P	# 6435 47	21-Mar-2022			242.00
FortisBC - Natural Gas	27542	01-Apr-2022	INV	A/P	# 64 35 47	21-Mar-2022	289.00		
FortisBC - Natural Gas	27793	21-Apr-2022	INV	A/P	# 64 35 47	08-Apr-2022	712.85		
FortisBC - Natural Gas	27983	05-May-2022	INV	A/P	# 6435 47	01-May-2022	242.00		242.00
FortisBC - Natural Gas	28075	11-May-2022	INV	A/P	# 6435 47	01-May-2022	308.58		308.58
FortisBC - Natural Gas	28054	10-May-2022	CINV	A/P	# 6435 47	10-May-2022			242.00
Transaction Totals:							4,322.77		1,468.26
Ending Balance:							4,096.51		

709.4440 Utilities - Water									
Description	Batch #	Processed	Type	Src	Reference	Post Date	Debit	Credit	
City of Vancouver	23748	28-Jul-2021	INV	A/P	# 510 67 69	28-Jul-2021	1,159.46		
City of Vancouver	25538	16-Nov-2021	INV	A/P	# A/C #5106 769	16-Nov-2021	709.54		709.54
City of Vancouver	27542	01-Apr-2022	INV	A/P	# 510 6 769	21-Mar-2022	803.04		803.04
Transaction Totals:							615.70		615.70
Ending Balance:							2,128.28		0.00

709.4450 Utilities - Fireline									
Description	Batch #	Processed	Type	Src	Reference	Post Date	Debit	Credit	
REALLOCATION OF EXPENSES - FIRELINE									
	28456	10-Jun-2022	NJE	J/E		31-May-2022	0.00		0.00
Beginning Balance:							515.00		

Selected General Ledger Detail

Post Year/Month From: 2021-Jul To: 2022-May 10-Jun-2022 Page 4

Description	Batch #	Processed Type	Src	Reference	Post Date	Debit	Credit
-------------	---------	----------------	-----	-----------	-----------	-------	--------

709.4450 Utilities - Fireline *continued from previous page*

Transaction Totals:						515.00	0.00
Ending Balance:						515.00	

709.4460 Utilities - Street cleaning
REALLOCATION OF EXPENSES - STREET CLEANING

28456	10-Jun-2022	NJE	J/E				
Beginning Balance:						154.00	
31-May-2022						154.00	
Transaction Totals:						154.00	0.00
Ending Balance:						308.00	

709.4520 Outside Mtce - Contract Services

24217	17-Aug-2021	INV	A/P	# 13700			
24577	14-Sep-2021	INV	A/P	# 13719			
25192	22-Oct-2021	INV	A/P	# 13736			
25420	10-Nov-2021	INV	A/P	# 13749			
28075	11-May-2022	INV	A/P	# 13769			
28075	11-May-2022	INV	A/P	# 13775			
Beginning Balance:						1,203.62	
17-Aug-2021						300.49	
01-Sep-2021						201.97	
20-Oct-2021						178.50	
09-Nov-2021						178.50	
09-May-2022						233.75	
09-May-2022						643.25	
Transaction Totals:						1,736.46	0.00
Ending Balance:						2,940.08	

709.5040 Admin - Management Fees

23355	09-Jul-2021	INV	A/P	# MF - (709)			
23875	03-Aug-2021	INV	A/P	# MF - (709)			
24390	02-Sep-2021	INV	A/P	# MF - (709)			
24797	01-Oct-2021	INV	A/P	# MF - (709)			
25298	04-Nov-2021	INV	A/P	# MF - (709)			
25748	03-Dec-2021	INV	A/P	# MF - (709)			
26326	10-Jan-2022	INV	A/P	# MF - (709)			
26715	02-Feb-2022	INV	A/P	# MF - (709)			
27266	14-Mar-2022	INV	A/P	# MF - (709)			
27793	21-Apr-2022	INV	A/P	# MF - (709)			
27983	05-May-2022	INV	A/P	# MF - (709)			
Beginning Balance:						1,260.00	
01-Jul-2021						210.00	
01-Aug-2021						210.00	
01-Sep-2021						210.00	
01-Oct-2021						210.00	
01-Nov-2021						210.00	
01-Dec-2021						210.00	
01-Jan-2022						210.00	
01-Feb-2022						210.00	
01-Mar-2022						210.00	
01-Apr-2022						210.00	
01-May-2022						210.00	
Transaction Totals:						2,310.00	0.00
Ending Balance:						3,570.00	

709.5200 Office - Office Supplies

Beginning Balance:						231.62	
31-Dec-2021						88.57	
31-Dec-2021						88.57	88.57
Transaction Totals:						88.57	88.57
Ending Balance:						231.62	

709.7400 Insurance - Appraisal

Beginning Balance:						406.86	
01-Jul-2021						67.81	
01-Aug-2021						67.81	

REALLOCATION OF EXPENSES - CHEQUE BOOK CRF
REALLOCATION OF EXPENSES

27240	11-Mar-2022	NJE	J/E				
27345	18-Mar-2022	NJE	J/E				
Transaction Totals:						88.57	88.57
Ending Balance:						231.62	

Description	Batch #	Processed	Type	Src	Reference	Post Date	Debit	Credit
<i>continued from previous page</i>								
709.7400								
INSURANCE						01-Sep-2021	67.81	
INSURANCE				J/E		01-Oct-2021	67.81	
INSURANCE				J/E		01-Nov-2021	67.81	
INSURANCE				J/E		31-Dec-2021	67.81	
REALLOCATION OF EXPENSES - INSURANCE APPRAISAL				J/E		31-Jan-2022	67.81	
REALLOCATION OF EXPENSES - INSURANCE APPRAISAL				J/E		28-Feb-2022	67.81	
REALLOCATION OF EXPENSES - INSURANCE APPRAISAL				J/E		31-Mar-2022	67.81	
REALLOCATION OF EXPENSES - INSURANCE APPRAISAL				J/E		30-Apr-2022	67.81	
REALLOCATION OF EXPENSES - Insurance Appraisal				J/E		31-May-2022	67.81	
REALLOCATION OF EXPENSES -INSURANCE APPRAISAL				J/E			67.81	
Transaction Totals:							745.91	0.00
Ending Balance:							1,152.77	

709.7500		Fixed Expenses - Insurance							
INSURANCE						Beginning Balance:	6,412.50		
INSURANCE				J/E		01-Jul-2021	1,068.75		
INSURANCE				J/E		01-Aug-2021	1,068.75		
INSURANCE				J/E		01-Sep-2021	1,068.75		
INSURANCE				J/E		01-Oct-2021	1,068.75		
INSURANCE				J/E		01-Nov-2021	1,068.75		
A C & D Insurance Services Ltd				A/P	# 388518	16-Dec-2021	1,020.50		
A C & D Insurance Services Ltd				A/P	# 3 88518	31-Jan-2022	1,020.50		
A C & D Insurance Services Ltd				A/P	# 388 518	28-Feb-2022	1,020.50		
A C & D Insurance Services Ltd				A/P	# 3885 18	31-Mar-2022	1,020.50		
A C & D Insurance Services Ltd				A/P	# 3 88 518	30-Apr-2022	1,020.50		
REALLOCATION OF EXPENSES - Insurance				A/P		30-Apr-2022	1,020.50		
REALLOCATION OF EXPENSES - Insurance				J/E		30-Apr-2022	1,020.50		
REALLOCATION OF EXPENSES - Insurance				J/E		01-May-2022	1,020.50		
REALLOCATION OF EXPENSES - Insurance				J/E		31-May-2022	1,020.50		
REALLOCATION OF EXPENSES - 2021/2022 INSURANCE				A/P	# 388 5 18	31-May-2022	1,020.50		
REALLOCATION OF EXPENSES -INSURANCE				J/E			1,020.50		
Transaction Totals:							13,507.75	2,041.00	
Ending Balance:							17,879.25		

709.9000		Interest Income							
Beginning Balance:							0.00		
Transaction Totals:							0.00		
Ending Balance:							0.00		

709.9020		Bank Fees							
REALLOCATION OF EXPENSES - Bank Charges						Beginning Balance:	6.50		8.00
Bank Charges				A/R	DCFR# 91	31-Jul-2021	1.50		
REALLOCATION OF EXPENSES - CHEQUE BOOK CRF				J/E		31-Dec-2021	88.57		
REALLOCATION OF EXPENSES				J/E		31-Dec-2021	88.57		
Transaction Totals:							88.57	88.57	
Ending Balance:							88.57		

Selected General Ledger Detail

Description	Batch #	Processed Type	Srce Reference	Post Date	Debit	Credit
-------------	---------	----------------	----------------	-----------	-------	--------

709.9020 Bank Fees

continued from previous page

Transaction Totals: 96.57 88.57
Ending Balance: 0.00

709.9600	CONTINGENCY	Batch #	Processed Type	Srce Reference	Post Date	Debit	Credit
TRANSFER TO CRF FROM OPERATING A/C		27353	18-Mar-2022	NJE			
TRANSFER TO CRF FROM OPERATING A/C		27354	18-Mar-2022	NJE	01-Jul-2021	1,309.75	
TRANSFER TO CRF FROM OPERATING A/C		27355	18-Mar-2022	NJE	01-Aug-2021	1,309.75	
TRANSFER TO CRF FROM OPERATING A/C		27356	18-Mar-2022	NJE	01-Sep-2021	1,309.75	
TRANSFER TO CRF FROM OPERATING A/C		27357	18-Mar-2022	NJE	31-Oct-2021	1,309.75	
TRANSFER TO CRF FROM OPERATING A/C		27358	18-Mar-2022	NJE	30-Nov-2021	1,309.75	
TRANSFER TO CRF FROM OPERATING A/C		27359	18-Mar-2022	NJE	01-Dec-2021	1,309.75	
TRANSFER TO CRF FROM OPERATING A/C		27360	18-Mar-2022	NJE	01-Jan-2022	1,309.75	
TRANSFER TO CRF FROM OPERATING A/C		27361	18-Mar-2022	NJE	28-Feb-2022	1,309.75	
REALLOCATION OF EXPENSES - Contingency		28145	16-May-2022	NJE	01-Mar-2022	1,309.75	
REALLOCATION OF EXPENSES - CONTINGENCY		28456	10-Jun-2022	NJE	30-Apr-2022	1,616.42	
REALLOCATION OF EXPENSES - CONTINGENCY ADJUSTMENT		28458	10-Jun-2022	NJE	31-May-2022	1,616.42	
Transaction Totals:						15,020.59	276.01
Ending Balance:						23,912.83	276.01

Beginning Balance: 57,799.48
Transaction Debit / Credit Amounts: 69,875.81 16,169.14
Ending Balance: 111,506.15

Building Totals